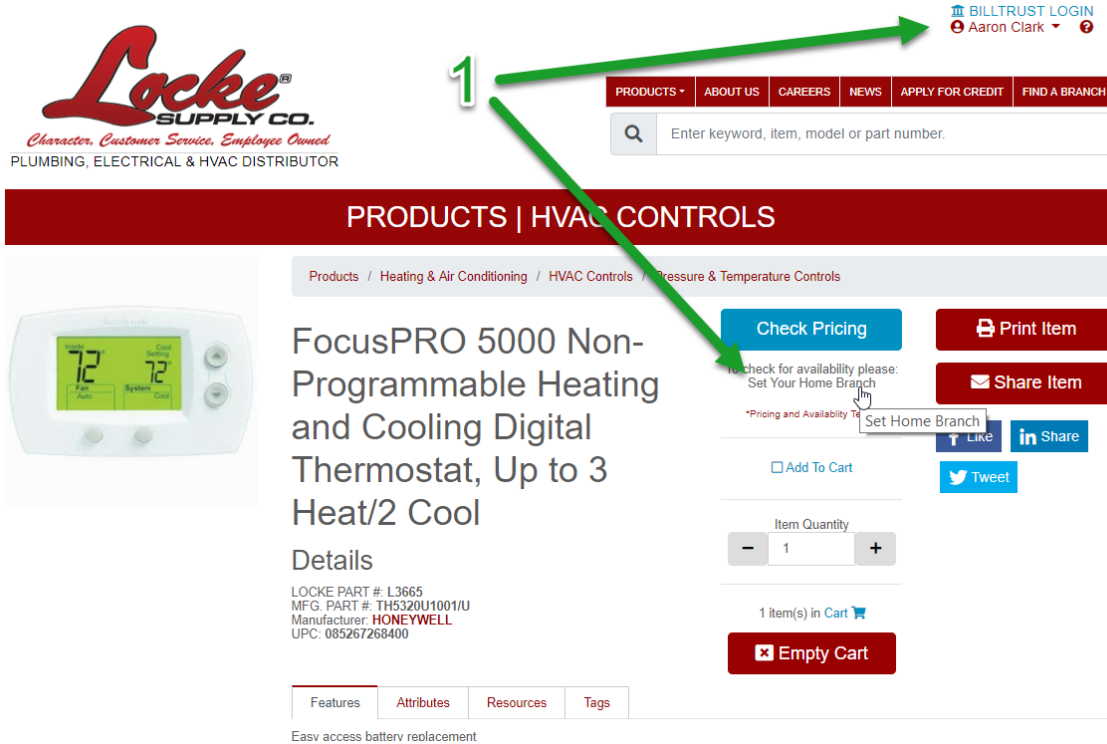


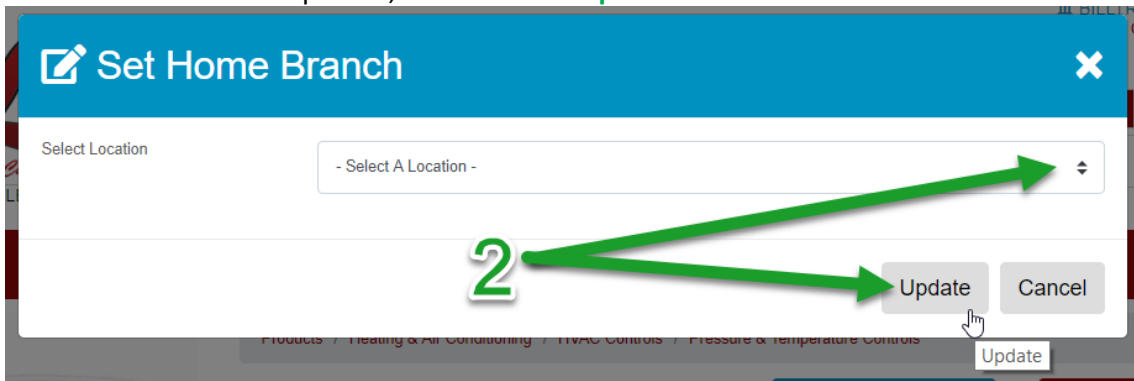
My Branch

Set or update your **My Branch** for Locke Supply.

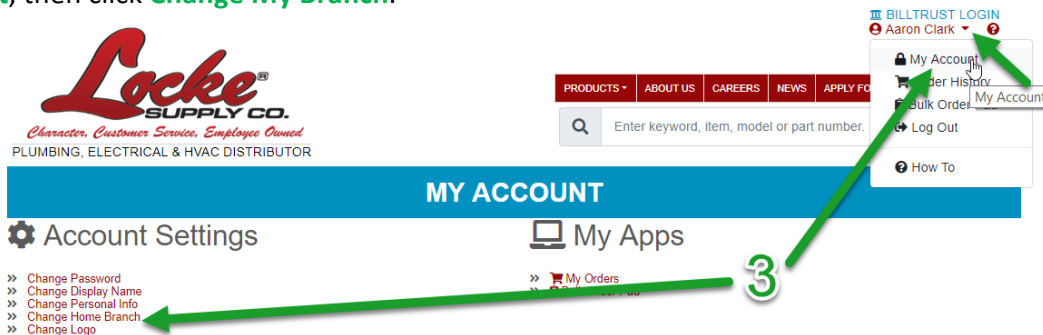
1. If you do not have a My Branch set, you can set it from any product page. Click the **dropdown arrow** next to your name to login, then navigate to your product page and click the **Set Your My Branch** link.



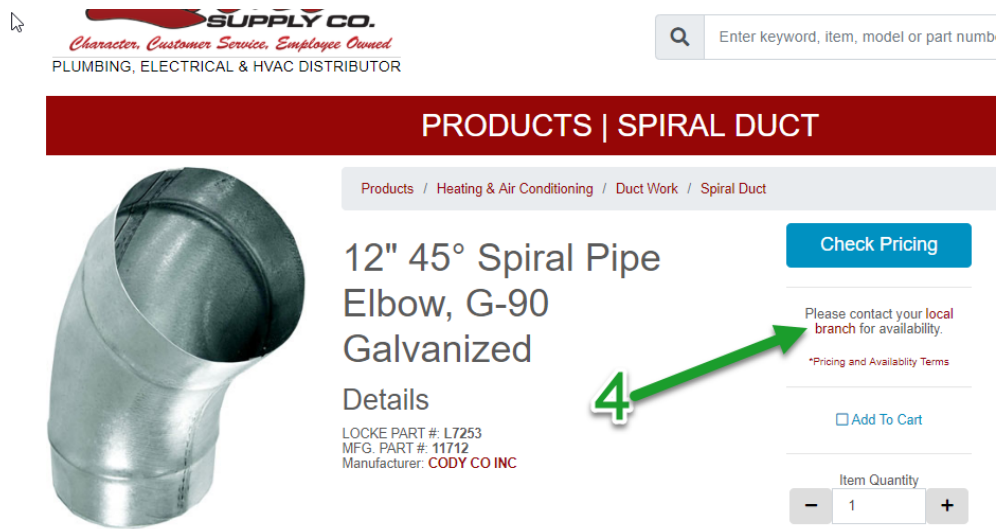
2. **Select A Location** from the dropdown, then click the **Update** button.



3. To change your My Branch setting at any time, click the dropdown arrow next to your name, select **My Account**, then click **Change My Branch**.



- You may also want to change your My Branch to check availability of an item at another location. Click the **local branch** link from the product page.



The screenshot shows the top of the Locke Supply Co. website with the logo and tagline. A search bar is present. Below is a red navigation bar for 'PRODUCTS | SPIRAL DUCT'. The main content area features a product image of a 12" 45° Spiral Pipe Elbow, G-90 Galvanized. To the right of the image, there is a 'Check Pricing' button, a note to 'Please contact your local branch for availability.', an 'Add To Cart' button, and an 'Item Quantity' selector set to 1. A green arrow with the number '4' points to the 'Please contact your local branch for availability.' text.

- Select a branch, then click the **Set As My Branch** checkbox.



The screenshot shows the 'CONTACT LOCKE SUPPLY CO.' page. On the left, there are category buttons for 'PLUMBING', 'ELECTRICAL', and 'HVAC'. Below these is a scrollable list of branch locations, with 'ALTUS, OK' highlighted in red. A green arrow with the number '5' points from 'ALTUS, OK' to the 'Set As Home Branch' checkbox. To the right, there is a photo of the Altus branch building, its address '1624 N MAIN ST ALTUS OK 73521', and a 'Get Directions' link. Further right is a map showing the location of the Altus branch in Oklahoma.